

Overview - Public Entities Quarterly Reporting

Approved receipts

123,0

106,4%

Approved spending

77,6

99,8%

Surplus/(deficit)

45,4

- ☐ R billion
- ☒ R million
- ☐ R thousand

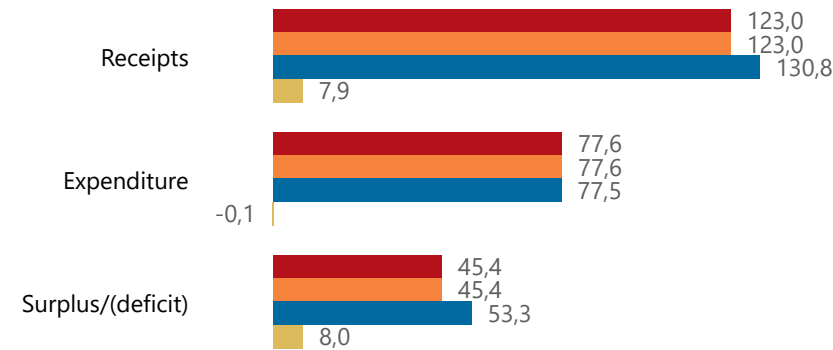


national treasury

Department:
National Treasury
REPUBLIC OF SOUTH AFRICA

Consolidation

● Approved ● Forecast ● YTD ● Variance



Composition of receipts

Sales of G&S

130,8

Composition of spending

CoE

77,5

Functional grouping

General public services

77,5

Quarter

4

Cluster

All

Department

Communications and Digital Techno...

Entity

Film and Publication Board

Spending by PFMA schedule

3A

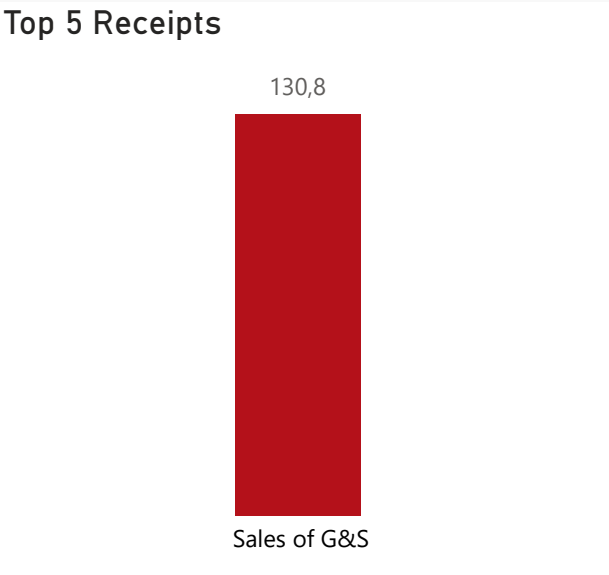
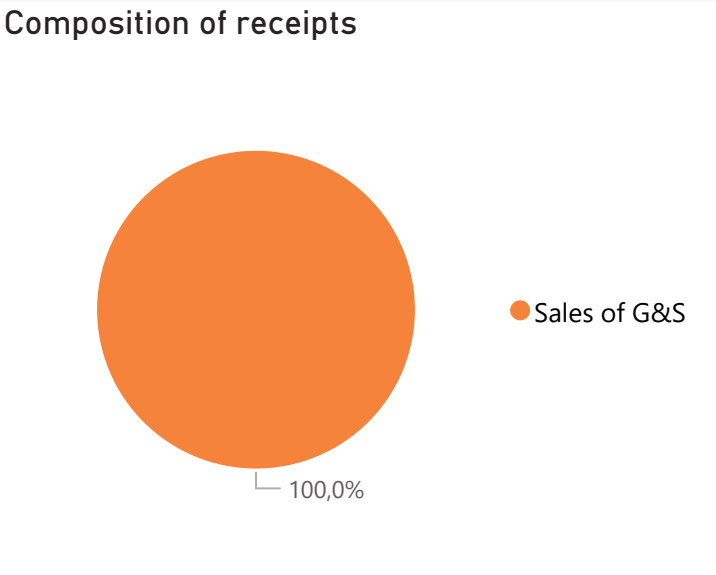
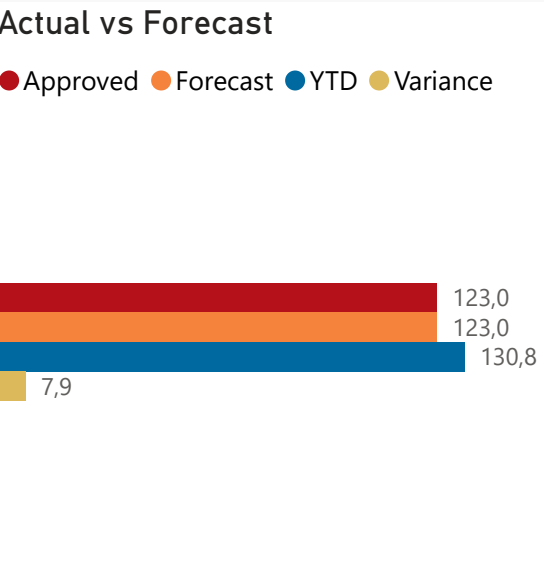
77,5

Public Entities Receipts

Approved sales of G&S
123,0 106,4%

Approved transfers
(Blank) (Blank)

- ☐ R billion
- ☒ R million
- ☐ R thousand



Quarter

4

Cluster


All

Department

Communications and Digital Techno...

Entity

Film and Publication Board



Receipts			
Level 3	Approved	YTD	% YTD
⊕ Sales of G&S	123,0	130,8	100,0%
Total	123,0	130,8	100,0%

Public Entities Spending

Approved CoE

77,6

99,8%

Approved G&S

(Blank)

(Blank)

Approved transfers

(Blank)

106,4%

- ☐ R billion
- ☒ R million
- ☐ R thousand



national treasury

Department:
National Treasury
REPUBLIC OF SOUTH AFRICA

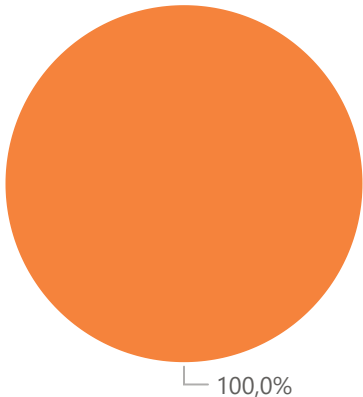
Actual vs Forecast

● Approved ● Forecast ● YTD ● Variance



Composition of spending

● CoE



Top 5 Goods & services

77,5



CoE

Quarter

4

Cluster

All

Department

Communications and Digital Techno... ▾

Entity

Film and Publication Board ▾

Capital assets

Spending

Level 3	Approved	YTD	% YTD
⊕ CoE	77,6	77,5	100,0%
Total	77,6	77,5	100,0%